

ENHANCE ALL OF YOUR PROJECTS BY WORKING WITH THE MODERNIZATION PACKAGERS.



Lift Solutions is here to help you with all orders from a single part to a full Modernization Package.

Call your Modernization Packager today to learn more about the benefits we offer you and your team.



ORDER MANAGEMENT

We manage all transactions to increase your profitability and efficiency on every project.



CUSTOM APPLICATIONS

Whether you need a custom hoistway, glass cabs, antique bronze cabs, historical finishes, etched cabs, or low capacity elevators starting at 800 pounds available. We can match any project requirements.



SHORT LEAD TIMES

We partner with a variety of top elevator manufacturers to provide short lead times.


MODERNIZATION PACKAGES

Get everything you need with our tailored hydraulic and traction elevator packages.



MBE/DBE CERTIFIED

Contact us to find out how we work together on projects requiring these certifications.



BUY AMERICA/BUY AMERICAN

We understand and can supply all materials to meet Buy America/American criteria and certification.



Lift Solutions is the Modernization Packager of the Elevator Industry. We offer every product needed to construct a complete elevator package, and specialize in helping you put together even the toughest projects. Every order with Lift Solutions comes with order management services, aggressive lead times and high quality customer service. Call us today!

OUR PRODUCTS

- Cabs
- Cab Pads & Hooks
- Controllers
- Door Operators
- Door Panels
- Wire Rope
- Entrances
- Filler Weights
- Fixtures
- Flange Adapters & Flexible Couplings
- Freight Doors
- Group 1 Packages
- Handrails
- Light Curtains
- Modernization Packages
- Jacks (In-Ground, Holeless & Telescoping)
- Motors
- New Construction Packages
- Oil Buffers
- Pump Units
- Material Lifts
- Sealed Batteries

Call your Modernization Packager today to learn more about the benefits we offer you and your team.

SPECIALTY ELEVATORS

Lift Solutions offers a wide variety of specialty elevators. We are able to build everything from glass cabs to explosion proof elevators. Our explosion proof elevators are designed to protect both your personnel and materials in dangerous and volatile work areas.



SHIP ELEVATORS

We are able to help you build specialty ship elevators that are customizable and meet project design standards. All of our ship elevators comply with strict naval register requirements.



FREIGHT ELEVATORS

Freight elevators from Lift Solutions are built for maximum durability, are fire rated and have a flush appearance.



ELEVATOR PARTS

Ordering a variety of elevator parts online has never been so easy. Visit elevatorsandparts.com to place an order for everything from safety bags and gloves to buffers and wire rope.



ORDER MANAGERS

Our Order Managers track each order every step of the way, starting with the purchase order through final delivery.




ELEVATOR SAFETY BAGS

We offer a variety of PPE products and safety bags with easy online ordering and shipping.



NEMA 4 AND 12 PROJECTS



LIFT SOLUTIONS

ELEVATOR PACKAGES

MULTIPLE PACKAGE CONFIGURATIONS

We carry a variety of elevator packages for traction, MRL and hydraulic applications.

Lift Solutions offers several different options for new construction and modernization elevator packages, including group 1 (running platform) packages, borehole, borehole cornerpost, twin jack holeless, twin jack roped hydraulic, low rise geared traction and other configurations.



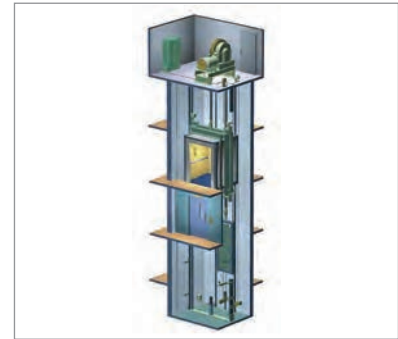
MRL Packages

We offer MRL packages; Rail Supported or Building Supported. These packages utilize an efficient gearless machine that is installed inside the hoistway, eliminating the need for a machine room.



In-Ground Packages

The traditional application is less expensive than other packages. Easy to install for both low and high capacity applications, and great for freight applications.



Traction Packages

We offer traditional overhead geared traction machines, along with the controller and governor in the machine room. This design allows for a much higher speed capacity and unlimited travel range.



www.liftsolutions.net

Scan our QR code to learn more about our Modernization packages.

888.277.8310

info@liftsolutions.net

1806 S. Lake Stevens Rd
Lake Stevens, WA 98258

ELEVATOR PACKAGES



MULTIPLE COMPONENT OFFERINGS

We offer elevator packages with multiple component offerings, allowing you to have flexibility in the components that create your package.

Get a truly custom fit and look with our elevator packages, right down to the fixture buttons. We can tailor your package with custom doors, entrances, fixtures, jacks, buffers, and every other component you need to create a new construction or modernization package.

ADVANTAGES

Creating your elevator packages with Lift Solutions offers you many benefits. Not to mention, we source all of our package components from top quality manufacturers, to ensure you have the best elevator package possible.

- We source all components
- Custom Packages
- Staged Delivery
- Hydraulic Packages
 - In-ground
 - Holeless
 - Telescoping
- MRL Packages
- Geared Traction Packages
- Gearless Traction Packages



www.liftsolutions.net

Scan our QR code to learn about our New Construction Packages.

888.277.8310

info@liftsolutions.net

1806 S. Lake Stevens Rd
Lake Stevens, WA 98258

DOORS & ENTRANCES

Aggressive Lead Times With the Highest Standards

UL Labeled door panels and entrances are fabricated to meet the highest standards for finish, fit and dimensional accuracy.

Our doors & entrances offer standard and non-standard widths, heights and thicknesses, exotic finishes, glass panoramic, heated sills and more. We focus on providing precision engineered double skinned doors made from 14 gauge / 16 gauge steel, to maintain the original look and feel of your doors for years to come.



120" DOORS & ENTRANCES

We provide most door and entrance sizes available for elevator projects nationwide, including door heights up to 120". Fire rated, UL Labeled and code compliant, our doors are top quality with competitive pricing.



www.liftsolutions.net

Scan our QR code to learn
more about our doors.

888.277.8310

info@liftsolutions.net

1806 S. Lake Stevens Rd
Lake Stevens, WA 98258

DOORS & ENTRANCES



ENTRANCE OPTIONS

- Braille
- Insulation
- Decorative cladding

SILLS

- Aluminum
- Stainless Steel
- Nickel Silver
- Bronze

ADVANTAGES

- UL/CSA Certified up to 120"
- 16 gauge fascia & toeguard
- Welded ribs
- Pre-assembled and ready to install option
- Bolted or welded frame
- Powder Coat
- 3/8" bar-stock header is optional
- Swing doors available
- Vision panels available
- Reinforced clutch & pick-up roller plate

MULTIPLE CONFIGURATIONS

We build our doors and entrances to meet any door operation including single, two and three speed for side slide, center opening and swing door configurations.

RANGE OF FINISHES

We offer a full range of finishes for our door panels.

Our finishes include primed, painted, stainless #4 & #8, bronze and muntz #4 & #8, 5WL vandal resistant and with brushed, polished or mirrored surfacing.



Rev 9.19.17



www.liftsolutions.net

Scan our QR code to learn more about our entrances.

888.277.8310

info@liftsolutions.net

1806 S. Lake Stevens Rd
Lake Stevens, WA 98258

ELEVATOR CABS

QUALITY ELEVATOR CABS

For a Variety of Projects

From high end custom cabs to standard finishes, we can build any cab you require.

With standard and custom cabs available, we can provide complete cabs in all sizes, shapes, materials and finishes. We provide beautiful design and quality craftsmanship. Our attention to detail and manufacturing capabilities make us a great solution for Class A buildings.

CAB INTERIORS & CUSTOM CABS



Lift Solutions provides top quality cab interiors including wood, stone, tile, glass, plastic laminate and more. We can build any cab you require, including any size or shape. We can match any project requirements and provide the exact cab you need for your project.



www.liftsolutions.net

*Scan our QR code to learn
more about our cabs.*

888.277.8310

info@liftsolutions.net

1806 S. Lake Stevens Rd
Lake Stevens, WA 98258

CABS



Lift Solutions' cabs have many advantages, allowing us to stand out amongst other cab manufacturers.

- UL Labels up to 120"
- Swing return panels
- NEMA rated hoistway finishes available
- Steel Shell cabs only

STRONG & DURABLE

Our cabs are fabricated with high quality materials.

We build cabs that increase the lifespan of your elevator interior. Our cabs can be specified as vandal proof, scratch resistant and even explosion proof.

FINISH OPTIONS

Our cabs come in several finishes.

Our finishes include primed, painted, stainless #4 brushed, stainless #8 polished or mirrored, bronze/muntz #4 brushed, bronze/muntz #8 polished or mirrored, and 5WL vandal resistant.



www.liftsolutions.net

Scan our QR code to learn more about our cabs.

888.277.8310

info@x

1806 S. Lake Stevens
Lake Stevens, WA 98258



HYDRAULIC JACKS

That Always Meet the Highest Standards

We carry a complete line of jacks for hydraulic elevators.

We can quickly meet your project's requirements and lead times with a large inventory of parts to design and build your jacks to your exact specifications. We offer a wide range of in-ground jacks, holeless jacks, and telescoping jacks.



Multi-Piece Jacks

We offer multi-piece jacks for all of our applications. All multi-piece jacks come pressure tested at the factory and color-coded for easy installation in the field.



Pressurized PVC System

Our in-ground jacks come with a pressurized PVC system, featuring a pressurized evacuation system that permits the escape of any condensation.



DOM Tubing

Our jacks feature more precise tolerances and are polished to 1/1000 of an inch. This high quality construction creates a smooth and constant drive quality.



www.liftsolutions.net

Scan our QR code to learn more about our jacks.

888.277.8310

info@liftsolutions.net

1806 S. Lake Stevens Rd
Lake Stevens, WA 98258

PUMP UNITS & JACKS



STURDY PUMP UNITS

Get dry and submersible elevator pump units that are built strong and reliable to withstand the harshest working environments.

Our dry and submersible pump units are sturdy units that continue to perform through the most rugged conditions. With solid construction, pre-testing before leaving the factory, and optional accessories, we fabricate the pump unit precisely to meet your project specifications.

JACK ADVANTAGES

- Customizable oil inlet
- Equipped with air bleeder & oil recuperator
- Threaded holes allow head bolts to be used as handles
- Equipped with two O-Rings
- ACME threads
- Slip Fit PVC System

PUMP UNIT ADVANTAGES

- Chambered muffler
- Oil sight gauge and thermometer
- Up to 600 Gallon Tanks
- Several optional accessories available
- Four bolt removal for easy access to pump and motor
- Right or left handed available

DURABLE PUMP UNITS

Built from 11-gauge steel

With dependable performance, our pump units are relied on throughout North America to get the job done.



www.liftsolutions.net

Scan our QR code to learn more about our pump units.

888.277.8310

info@liftsolutions.net

1806 S. Lake Stevens Rd
Lake Stevens, WA 98258

OIL BUFFERS

OIL BUFFERS

Lift Solutions provides a wide range of hydraulic oil buffers for your traction elevator projects.

Lift Solutions supplies elevator oil buffers for traction and hydraulic elevators with short lead times. Our buffers have small footprints and are lightweight. They are available in a variety of speeds, load capacities and sizes. Our self-contained, maintenance free (*regular inspections are still required*) hydraulic oil buffers are gas-chambered.

ADVANTAGES TO OUR BUFFERS



Quick Lead Times

We have a large in-stock inventory of elevator oil buffers in our warehouse. Our delivery is within five business days for most locations in North America.



Several Speeds

We provide oil buffers for a variety of elevator speeds, ranging from 200 fpm up to 2,600 fpm. Our oil buffers are engineered for all traction elevators and some hydraulic elevators.



Reduced Freight

Our compact elevator oil buffers are smaller and lighter than the competition; therefore, reducing shipping costs for additional savings.



www.liftsolutions.net

Scan our QR code to learn more about Oil Buffers.

888.277.8310

info@liftsolutions.net

1806 S. Lake Stevens Rd
Lake Stevens, WA 98258

OIL BUFFERS



ONLINE ORDERING

Purchase your elevator oil buffers quickly with our simple online ordering system.

Our buffer configurator helps identify which oil buffers are the perfect fit for your elevator requirements. Once ordered, our Atlanta warehouse will ship the buffers to you.

Buffer Unit	Rated Speed	Max Speed (115%)	Stroke inches	Impact Mass Range		Height (extended)	Height (compressed)	Height to reservoir top	Weight (no oil) lbs	Oil Volume gal
	ft/min	ft/min		min lbs	max lbs	in	in			
LSB 10	197	226	2.89	838	7165	8.8	5.7	4	7.9	0.1
SEB 16	315	362	6.81	992	10020	21.3	13.8	12.1	24.7	0.4
SEB 18	354	407	8.62	992	10020	25.3	15.9	14.3	28.2	0.5
SEB 20	400	460	10.98	992	10020	30.6	18.9	17.2	32.6	0.6
SEB 25	500	575	17.13	992	10020	44.4	26.5	24.8	44.1	0.9
LB 16	315	362	7.99	1102	18365	24.3	15.6	14	52.9	1.2
LB 18	354	407	9.8	1102	18365	28.5	17.9	16.3	58.3	1.5
LB 20	400	460	11.81	1102	18365	33	20.5	18.9	63.6	1.8
LB 23	453	521	15.24	1102	18365	40.9	24.9	23.3	75.4	2.2
LB 25	500	575	18.19	1102	18365	47.7	28.8	27.1	85.1	2.6
LB 32	620	713	27.52	1543	18365	67.2	38.9	37.3	121.7	5.3
LB 35	701	806	34.69	2205	18365	83	47.6	45.9	146.5	6.5
LB 40	799	919	44.92	2205	18365	106	60.4	58.7	180.4	8.3
LB 50	1002	1152	68.5	3307	16535	166	96	92.2	459.4	7.3
LB 55	1104	1270	83.03	2756	16535	198.4	113.9	110.1	533.1	8.8
LB 60	1199	1379	98.58	3307	22046	243.3	141.6	136	1058.7	19.3
LB 65	1299	1494	119.65	4409	22046	290.3	170.1	160.5	1691.4	30.9
HSL 58	1152	1324	92.52	8818	22046	192.5	100	-	1763.7	25.9
HSL 72	1427	1641	141.73	8818	22046	287	145.3	-	2425.1	38
HSL 87	1713	1969	204.72	8818	22046	405.1	204.3	-	3527.4	54.7
HSL 101	1988	2286	275.59	11023	17637	494.8	165.1	-	6613.9	72.6
HSL 115	2274	2615	362.2	12125	17637	586.6	225.1	-	7709.6	129.4



www.liftsolutions.net

Scan our QR code to purchase oil buffers online.

888.277.8310

info@liftsolutions.net

1806 S. Lake Stevens Rd
Lake Stevens, WA 98258



BETTER FIXTURES BY DESIGN

Top quality fixtures manufactured with the latest equipment & technology

Why try to make a standard fixture work, when custom is our standard? All of our suppliers fixtures are manufactured using state of the art manufacturing processes and components to suit your site conditions or customer's taste. Whether it is simple stainless applied COPs or custom swing front return panels, we have you covered.

Applied or Swing COPs, Retrofit COPs, Flush and Surface Mount Hall Fixtures, Position Indicators, Digital Signage Screens, In Car Touchscreen Systems, Two-Way Emergency Video System, Specialty Finishes, Custom Etching and much more!

THE PREFERRED CHOICE

The preferred choice of North America's Elevator Contractors

- 48 Hour quote turnaround
- 5 day drawing lead times
- Short production lead times
- Superior, durable product
- Next day replacement parts
- Best technology
- Unsurpassed service



www.liftsolutions.net

Scan our QR code to learn more about our Fixtures.

888.277.8310


info@liftsolutions.net

1806 S. Lake Stevens Rd
Lake Stevens, WA 98258

PUSH BUTTONS

The core of every fixture - Durability meets Elegance

Not only do our buttons look great, they are built to last. All buttons surpass global vandal resistant codes, and have been tested to 1.5M activations.

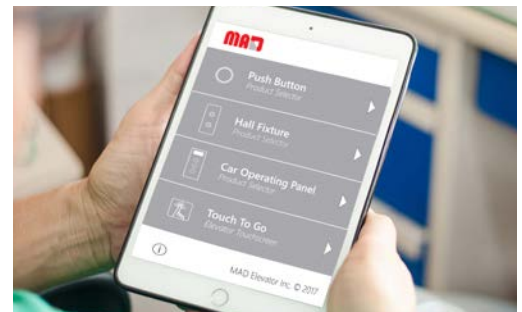


Our buttons are positive stop, and mounted from front providing an impact resistance second to none. Watch our water and hammer tests on Youtube!



THE TOUCHSCREEN SYSTEM

The Touch-To-Go touchscreen system, mimicked by others but never replicated, was North America's first in car touchscreen replacement to traditional call buttons. With the largest install base and 10 years of product installations, you can rest assured that you are getting the most robust and field proven product available.



PRODUCTIVITY TOOLS

Staying innovative to make your life simple

Technology goes beyond the products offered, into how we interact with customers and process your orders.

- Replacement Parts – Scan the QR code to get access to fixture specific replacement parts, manuals, shop drawings and trouble shooting guide
- Quick Quote – Take pictures of your project using our IOS/Android app and submit for pricing
- Configurators – Extensive graphics configurators on mobile and web to help sell your project




www.liftsolutions.net

Scan our QR code to learn more about our Fixtures.

888.277.8310

info@liftsolutions.net

1806 S. Lake Stevens Rd
Lake Stevens, WA 98258



STATE OF THE ART CONTROLLERS

EC engineers are experts in the design, engineering and manufacturing of innovative and advanced elevator control systems.

The Pixel Control System offers three points of system access - the Machine Room (or Main Controller for MRLs), Cartop, and Car Operating Panel - allowing the most convenient location to be used to complete tasks quickly and easily.



Pixel AC System



Pixel Hydro System



Pixel DC System

LABOR SAVINGS FOR EVERY ELEVATOR

Our Pixel Control System decreases labor hours and costs

With 3 access points, plug & play connectivity, Landa absolute positioning and on-board diagnostics, the Pixel Control System is the obvious choice for time savings in the field. Our Pixel Control System decreases labor hours and costs through it's many intuitive and prefigured features.



www.liftsolutions.net

Scan our QR code to learn more about our controllers.

888.277.8310

info@liftsolutions.net

1806 S. Lake Stevens Rd
Lake Stevens, WA 98258

ELEVATOR CONTROLLERS




The Landa Positioning System is two independent systems that provide position information with accuracy of 0.032".

- Steel encoded tape
- Dual communication channels
- Reduces extra hardware

Specifications	Pixel AC	Pixel DC	Pixel Hydro
Elevator Types	AC Traction MRL	DC Traction --	Hydraulic --
Speed	1400 fpm (7 mps)	1400 fpm (7 mps)	All Hydraulic Speeds
Dispatching	Simplex Duplex Groups up to 12	Simplex Duplex Groups up to 12	Simplex Duplex Groups up to 12
Drive Technology Options	Closed Loop Flux Vector	Quattro® DC Elevator Drive	Y-Delta
	PVF Position Velocity Feedback	PVF Position Velocity Feedback	Electronic Soft Starter
	PM Synchronous Motor	Closed-Loop Regenerative DC-SCR	Across The Line

ADDITIONAL ADVANTAGES

- 3 points of access
- Enhanced full color display
- On-board diagnostics
- Position & velocity feedback
- Enhanced safety
- Plug & play wiring



www.liftsolutions.net

Scan our QR code to learn more about our controllers.

888.277.8310

info@liftsolutions.net

1806 S. Lake Stevens Rd
Lake Stevens, WA 98258

ELEVATOR DOOR EDGES

DOOR EDGES

Top quality door edges to keep passengers and equipment safe.


Enhance your elevators to increase passenger safety by adding door edges.

Our door edges (light curtains) are compatible with any door operator, allowing you to use them on any job that requires advanced door technology. With easy installation and maintenance, our door edges are the perfect solution for both new construction and modernization projects.



SILL LIGHT

An innovative feature that draws passenger attention to the floor sill zone, highlighting potential tripping hazards.



BEAM PATH LOCATOR

A patented array of warning LEDs that provide a visual indicator of the 2D beam path's location and confirm full system functionality.



3D CAPABILITY

Our new 3D adaptive traffic detection system, Adapt 3, is designed to enhance passenger comfort and protect elevator doors from damage.



www.liftsolutions.net

Scan our QR code to learn more about our Door Edges.

888.277.8310

info@liftsolutions.net

1806 S. Lake Stevens Rd
Lake Stevens, WA 98258

DOOR EDGES



ADVANTAGES

Enhanced safety isn't the only benefit our Door Edges have to offer.

- Variety of Edges
- Compatible With Any Door Operator
- Quick and Easy Fit
- Sunlight Resistant & Watertight
- Competitive Pricing

SAFESCREEN™ MODELS

STYLE	MODEL VERSION	DIMENSIONS (in)			RANGE (ft)		MOUNTING		BEAMS		SENSORS	
		W	D	H	Min	Max	Door	Track	Qty	Top	Qty RX	Qty TX
Safescreen 0524	Freight	1.18	0.79	84.09	0	13.1	•		24	1788	24	24
Safescreen 0515	Standard	1.18	0.79	32.01	0	5.91	•		15	460	6	6
Safescreen 0547	Standard	1.18	0.79	84.09	0	5.91	•		47	1788	24	24
Safescreen 0547	Long Range	1.18	0.79	84.09	0	16.4	•		47	1788	24	24
Safescreen 0647	Standard	1.18	0.79	78.74	0	4.92	•		4	1788	24	24



ADDITIONAL MODELS AVAILABLE

Contact us today to learn more about what other Door Edge options we have to offer.

We offer Door Edges that are compatible with any door operator. All of our Door Edges are competitively priced, and come installation ready.



www.liftsolutions.net

Scan our QR code to learn more about our Door Edges.

888.277.8310

info@liftsolutions.net

1806 S. Lake Stevens Rd
Lake Stevens, WA 98258

WIRE ROPE

Lift Solutions has top quality elevator wire rope to meet any traction elevator application project requiring hoist, governor or compensating ropes.

Lift Solutions has top quality elevator wire rope in several strand configurations, cores and lays to meet any traction elevator application project requiring hoist, governor or compensating ropes. Our rope has been engineered and tested for some of the most extreme conditions, and can withstand several types of applications and situations.

RANGE OF FINISHES

Our elevator rope comes with a finish and a lubricant designed to enhance the traction process. Galvanized wire ropes are available for special applications that require additional levels of corrosion protection that cannot be fully accomplished through the lubrication of the wire rope. Galvanized ropes are constructed of 'Drawn Galvanized Wires'.



www.liftsolutions.net

Scan our QR code to learn more about our rope.

888.277.8310

info@liftsolutions.net

1806 S. Lake Stevens Rd
Lake Stevens, WA 98258

WIRE ROPE



ADVANTAGES OF OUR ROPE

- Pre-stretched & pre-formed
- Wedge sockets also available
- Popular configurations in stock
- Sisal, synthetic & steel cores
- Regular or lang lay

Diameter	Breaking Strength lbs. (Sisal / PC)			6x19 Sisal/PC Weight (lb/ft)	8x19 Sisal/PC Weight (lb/ft)	Breaking Strength lbs. (8x19 IWRC)		8x19 IWRC Weight (lb/ft)	Traction Steel 8x25 Sisal Core (Compensating Rope)		Iron Grade 8x19 & 8x25 Sisal Core	
	6x19 & 8x19 Traction & Galvanized Traction	6x19 EHS	8x19 EHS	Traction, Galvanized Traction & EHS		Traction IWRC	EHS IWRC	Traction IWRC & EHS IWRC	Breaking Strength	Weight (lb./ft.)	Breaking Strength	Weight (lb./ft.)
1/4"	3,600	5,200	4,500	0.1	0.09	5,600	--	0.11	--	--	--	--
5/16"	5,600	8,100	6,900	0.16	0.14	8,100	9,200	0.18	--	--	--	--
9mm	7,100	10,400	8,700	0.20	0.18	10,500	11,800	0.23	--	--	--	--
3/8"	8,200	11,600	9,900	0.23	0.20	11,700	13,200	0.25	8,200	0.20	4,200	0.20
10mm	9,100	12,900	11,000	0.25	0.22	12,900	14,600	0.28	--	--	--	--
11mm	10,800	15,400	13,300	0.31	0.27	15,700	17,700	0.34	--	--	--	--
7/16"	11,000	15,700	13,500	0.31	0.28	16,000	18,000	0.35	11,000	0.28	5,600	0.28
12mm	12,900	18,300	15,800	0.37	0.32	18,700	21,000	0.41	--	--	--	--
1/2"	14,500	20,400	17,500	0.40	0.36	20,900	23,500	0.46	14,500	0.36	7,200	0.36
13mm	15,200	21,400	18,300	0.43	0.38	21,800	24,600	0.48	--	--	--	--
9/16"	18,500	25,700	21,100	0.51	0.46	26,600	30,000	0.58	18,500	0.46	9,200	0.46
5/8"	23,000	31,600	27,200	0.63	0.57	33,300	37,500	0.73	23,000	0.57	11,200	0.57
16mm	23,000	31,600	27,200	0.63	0.57	33,300	37,500	0.73	--	--	--	--
11/16"	27,000	38,200	32,800	0.76	0.69	39,800	44,900	0.87	27,000	0.69	13,400	0.69
3/4"	32,000	45,200	38,900	0.90	0.82	46,800	52,700	1.02	32,000	0.82	16,000	0.82

STRAND CONFIGURATIONS

Elevator rope constructions are available in: 8x25, 8x21, 8x19, 6x25, and 6x19.

Strand construction that has more wires in it is more flexible, due to smaller wire sizes within the strand. Wires with stronger resistance tend to have strands with bigger outer wires, protecting against abrasion wear and creating less surface contact with the driver.



www.liftsolutions.net

Scan our QR code to learn more about our rope.

888.277.8310

info@liftsolutions.net

1806 S. Lake Stevens Rd
Lake Stevens, WA 98258



ELEVATORS & PARTS

SAFETY BAGS

Elevators & Parts supplies elevator safety bags that are specifically assembled to keep you safe while out in the field.

Elevators & Parts' elevator safety bags are filled with all of the essentials you need while visiting job sites or when you're in the hoistway. Your safety is our first priority, so our safety bags cover every aspect of your safety from fall protection to basic personal protective equipment.

WHAT'S INSIDE OUR SAFETY BAGS?



Our safety bags include all of the basic safety gear you need, in an easy to access and durable black gear duffel bag.

- (1) Indirect Vent Goggles
- (1) Elevator Field Safety Book

- (5 PK) Disposable Foam Earplug with Cord
- (1) Miller Titan T-Flex Harness
- (1) Single-Leg Shock Absorbing Lanyard
- (1) 6-Foot Cross Arm Strap
- (1) V-Gard Standard White Hard Hat
- (1) Lockout Hasp
- (1) Lockout Circuit Breaker
- (1 PK) "DANGER DO NOT OPERATE" Lockout Tag
- (1) Red Lockout Padlock
- (1) 15 Amp GFCI Triple Tap Cord Set
- (1) Non-Slip Lightweight Glasses
- (1) Eye Glass Lanyard
- (1) Fuse Puller 2-in-1
- (1) 48 pc. All-Purpose First Aid Kit
- (1) Barracuda Cut-Resistant Gloves



www.elevatorsandparts.com

Scan our QR code to learn more about Safety Bags.

888.277.8310

sales@elevatorsandparts.com

1806 S. Lake Stevens Rd
Lake Stevens, WA 98258



ELEVATORS & PARTS

HANDRAILS

Elevators & Parts provides a variety of styles and finishes to create incredible cabs within budget.

Every handrail is built one at a time and built exactly to all of your measurements and requirements. Choose from standard and architectural styles in several sizes, finishes, and materials to create an incredible cab interior and stay within budget. Every handrail is built one at a time and built exactly to all of your measurements and requirements to ensure a quality product.

ADVANTAGES TO OUR HANDRAILS



PRICING BY THE INCH

There are no up-charges for custom lengths, and pricing is by the inch to guarantee you pay only for what you need. We will work with you to get a great price on even custom handrails.



QUICK TURNAROUND

We have a variety of handrails in stock and ready to ship to make sure your projects stay on schedule. Custom handrails are built one at a time to all of your measurements and requirements.



EASY MOUNT

Our easy mounting enables you to install handrails from inside the cab, increasing the speed, safety and ease of installation. One-piece wrap around handrails are available to order.



www.elevatorsandparts.com

Scan our QR code to learn more about Handrails.

888.277.8310

sales@elevatorsandparts.com

1806 S. Lake Stevens Rd
Lake Stevens, WA 98258



ELEVATORS & PARTS

REEL CLOSERS

Elevators & Parts' reel closers increase profits for both you and for building owners.


With a revolutionary design, all of our reel closers are able to overcome wind velocity as the elevator doors close. Each of our reel closers increase tension by up to 20% while also reducing the energy required to open hoistway doors. Even after over 1,000,000 cycles, our reel closers have been proven to hold their torque and tension.

ADVANTAGES TO OUR REEL CLOSERS



EASY INSTALLATION

Our door closers were designed to easily replace all existing closers with an affordable, safer and energy saving product. They are reasonably priced for both new and modernization projects.



GREEN ENERGY PRODUCT

With 9.2% power savings per cycle, our reel closers are an energy saving product. These substantial energy savings allow for potential tax breaks and power rate adjustments for building owners.



DURABLE

Molded from space-age plastics and with a conical helix shape, our reel closers withstand millions of door operation cycles, reducing safety concerns and maintenance costs.



www.elevatorsandparts.com

Scan our QR code to learn more about Reel Closers.

888.277.8310

sales@elevatorsandparts.com

1806 S. Lake Stevens Rd
Lake Stevens, WA 98258



SEALED BATTERIES

Elevators & Parts supplies sealed batteries that are specifically designed for many varied applications.

Elevators & Parts' maintenance free sealed battery construction eliminates the need to add water and are non-spillable. Quality construction ensures reliable service and support on all of our batteries. With multiple distribution centers throughout the United States we offer fast delivery when you need sealed battery power, with delivery times as fast as 24 hours.

ADVANTAGES TO OUR BATTERIES



VARIETY OF APPLICATIONS

We offer the highest quality of sealed batteries (gel, AGM) that are specifically designed for our many varied applications including elevators, Lifts, Stair Chairs, VPL's and Residential Elevators.



QUALITY CONTROL

All of our batteries have undergone over 250 quality control checks, and come with a one year warranty. They also come fully-charged and ready to install.



REDUCED FREIGHT

We deliver weekly and bi-weekly depending on your location. We also offer a non-expiring recycling credit for all spent batteries, and offer a pickup service.



www.elevatorsandparts.com

Scan our QR code to learn more about Batteries

888.277.8310

sales@elevatorsandparts.com

1806 S. Lake Stevens Rd
Lake Stevens, WA 98258